



Hauptscheinwerfer







Bild A zeigt den Auslieferungszustand.



Die Reflektorhalterung herausnehmen (A), dann den Kabelbinder durchschneiden und Kabelbinder sowie Feder herausnehmen.



Den Motor einbauen und die vorgeschriebene Glühlampe einbauen.



Abdeckung schließen.





Headlight







Figure A shows the status received by the clients.



Take out the reflector bracket (A), then use the tool to cut the cable tie and take off the cable tie and spring.



Install the motor and the specified bulb.



Close the cover.

