





Hauptscheinwerfer



Bild A zeigt den Auslieferungszustand.



Kabelbinder abschneiden und entfernen (wie in Abb. B gezeigt).



Reflektorhalterung einbauen (wie in Abb. C gezeigt).





Headlight





Figure A shows the status received by the clients.



Cut off the cable tie and remove it (As shown in Fig. B).



Install the reflector bracket (As shown in Fig. C).

