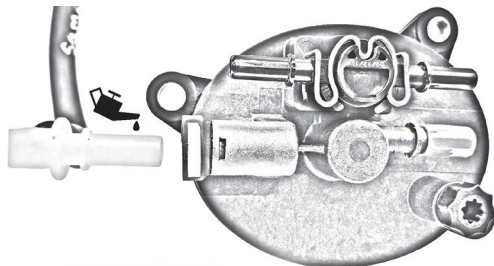


# Montageanleitung / Installation Instruction

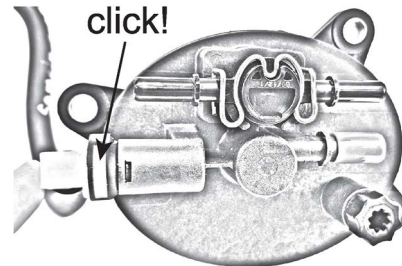


9656937180 (CITROEN)  
LR001313 (LAND ROVER)



**Fig.1**

1. Lubricate the Inlet pipe with clean diesel.



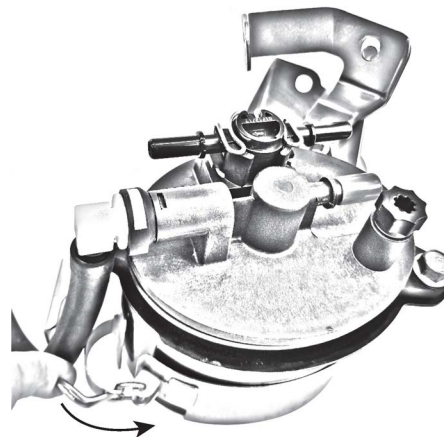
**Fig.2**

2. Connect the inlet tube to the filter.



**Fig.3**

3. Place the filter in the metal housing  
and tighten the three bolts.



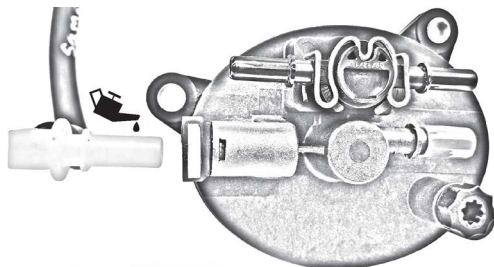
**Fig.4**

4. Secure the filter to the vehicle.

## Instructions de montage

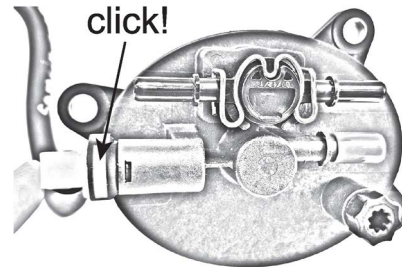


9656937180 (CITROEN)  
LR001313 (LAND ROVER)



**Fig.1**

1. Lubrifier le tube d'alimentation avec du gazole propre.



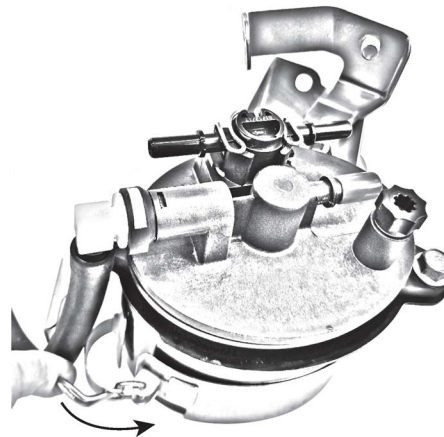
**Fig.2**

2. Connecter le tube d'alimentation au filtre.



**Fig.3**

3. Insérer le filtre dans le module et serrer les trois boulons.



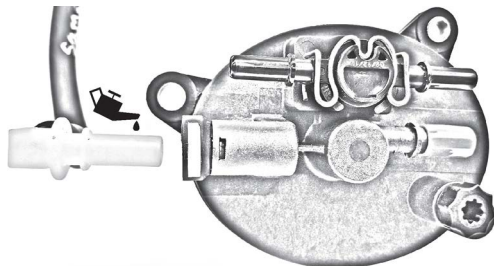
**Fig.4**

4. Sécourir le filtre sur le véhicule.

## Installatie instructies

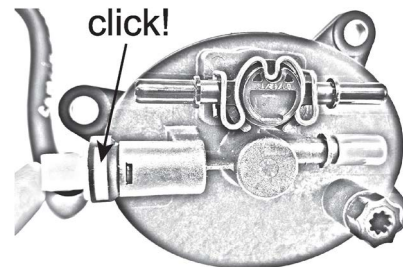


9656937180 (CITROEN)  
LR001313 (LAND ROVER)



**Afb.1**

1. Smeer de inlaatleiding met schone diesel.



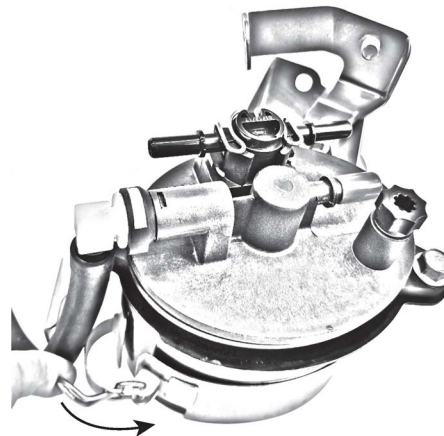
**Afb.2**

2. Sluit de inlaatbuis aan op het filter.



**Afb.3**

3. Plaats het filter in de metalen behuizing en draai de drie schroeven aan.



**Afb.4**

4. Bevestig het filter aan het voertuig.